

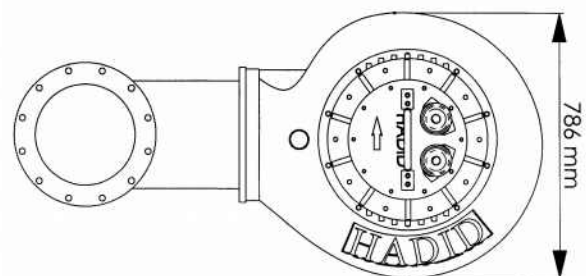
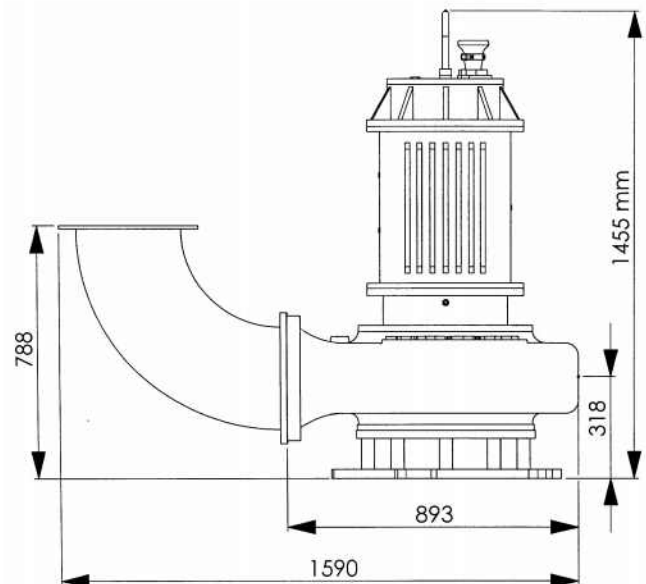
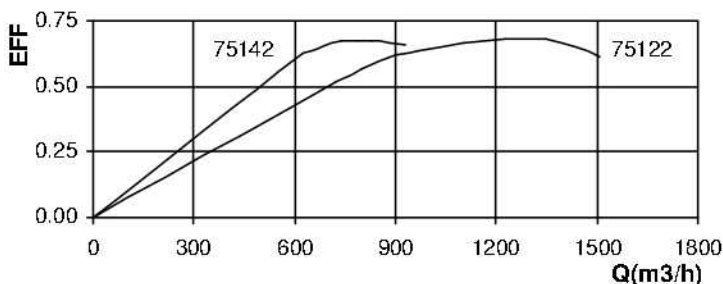
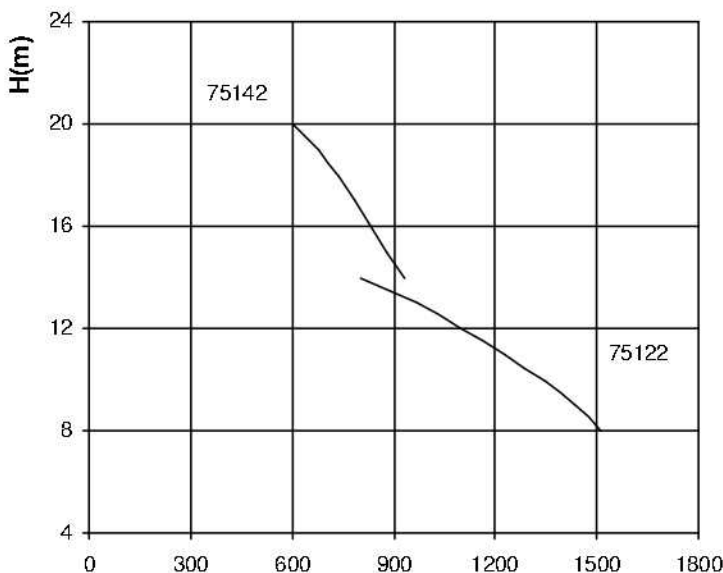


**ENGINEERING INFORMATION**

TYPE 75122			CAPACITY										
			m <sup>3</sup> /h	1510	1435	1345	1230	1100	965	800			
KW 55	OUTLET 12 in	l/s	420	399	374	342	306	268	222				
HP 75	PIPE DN 300	HEIGHT											
R.P.M 980	weight 910 kg	m	8	9	10	11	12	13	14				

TYPE 75142			CAPACITY										
			m <sup>3</sup> /h	930	880	830	785	740	680	600			
KW 55	OUTLET 14 in	l/s	258	248	231	218	206	189	167				
HP 75	PIPE DN 350	HEIGHT											
R.P.M 1450	weight 910 kg	m	14	15	16	17	18	19	20				

**IP68 - CLASS F - 380/660 V (Y/Δ) - 115A - 50HZ**





ENGINEERING INFORMATION

TYPE 75122A		CAPACITY											
		m <sup>3</sup> /h	610	585	560	520	480	430	375	300			
KW 55	OUTLET 12 in	l/s	170	163	156	145	133	120	104	83			
HP 75		HEIGHT											
R.P.M 1450	weight 910 kg	m	18	19	20	21	22	23	24	25			

TYPE 75122B		CAPACITY										
		m <sup>3</sup> /h	440	410	375	340	300	245				
KW 55	OUTLET 12 in	l/s	122	114	104	95	83	68				
HP 75		HEIGHT										
R.P.M 1450	weight 910 kg	m	26	27	28	29	30	31				

IP68 - CLASS F - 380/660 V (Y/Δ) - 115A - 50HZ

